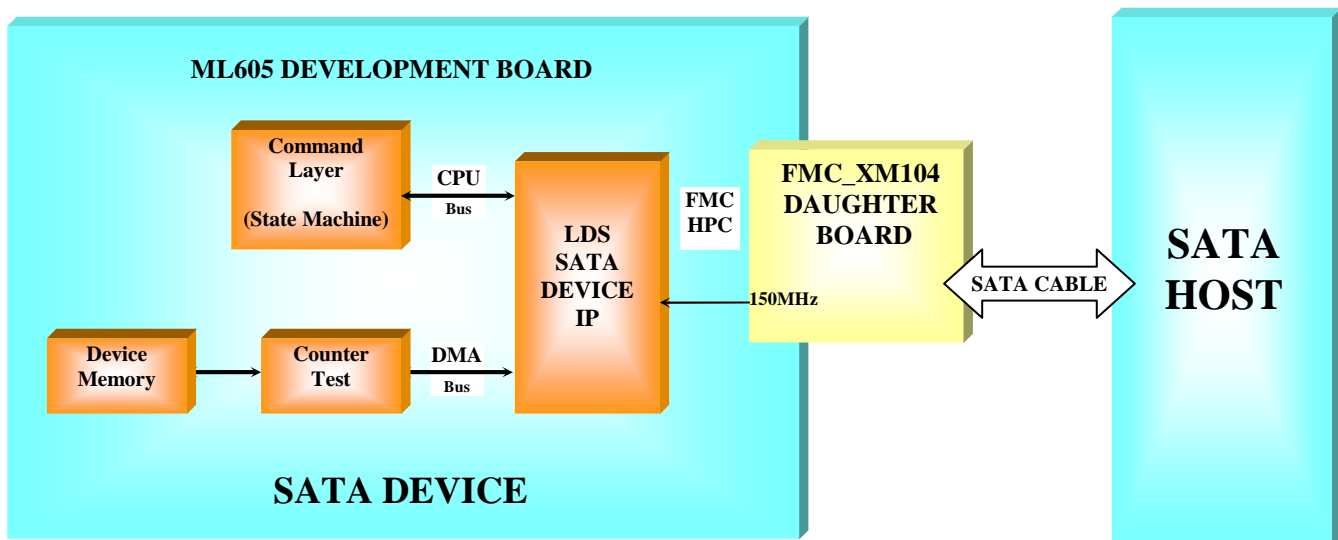


**Virtex 6 SATA DEVICE Controller  
IP**

**Product Brief**

April 12 – Ver. 1.0

**Demo provided under NDA**



**Features**

The LDS\_SATA\_DEVICE\_XV6 IP incorporates the Command Layer, Transport layer, the Link layer and the PHY layer on a Xilinx Virtex 6 FPGA. The LDS\_SATA\_DEVICE\_XV6 IP is compliant with Serial ATA II specification and signaling rate is 1.5Gbps and scalable 3Gbps (*6Gbs under way*). The LDS\_SATA\_DEVICE\_XV6 IP is fully synchronous with system frequency (Clock\_sys) at 37.5MHz in case of 1.5Gbps speed selection and 75MHz in case of 3Gbps speed selection. The source code format is available for ease of customization. The customization can be done by Logic Design Solutions and DO254 documentation is available on request.

**Physical Layer features**

- Detect OOB and COMWAKE
- Detect the K28.5 comma character and provides a 16 bit parallel output
- Power management mode handled by state machine (shared between Phy and Link layer)
- Provides error indication to upper layers
- 8b/10b encoding and decoding in Xilinx Virtex 6 GTX Macro
- **Automatic Speed negotiation 1.5Gbs or 3Gbs**

**Link Layer features**

- Scrambling of tx data and descrambling of rx data
- CRC 32 calculation and check
- Report transmission status and error to Transport Layer
- Enable BIST loopback and pattern generation modes
- Auto inserted hold primitive to avoid FIFO overflow and underflow
- Partial and slumber power management modes
- The interface between the link layer and the transport layer is 32-bit wide

## Transport Layer features

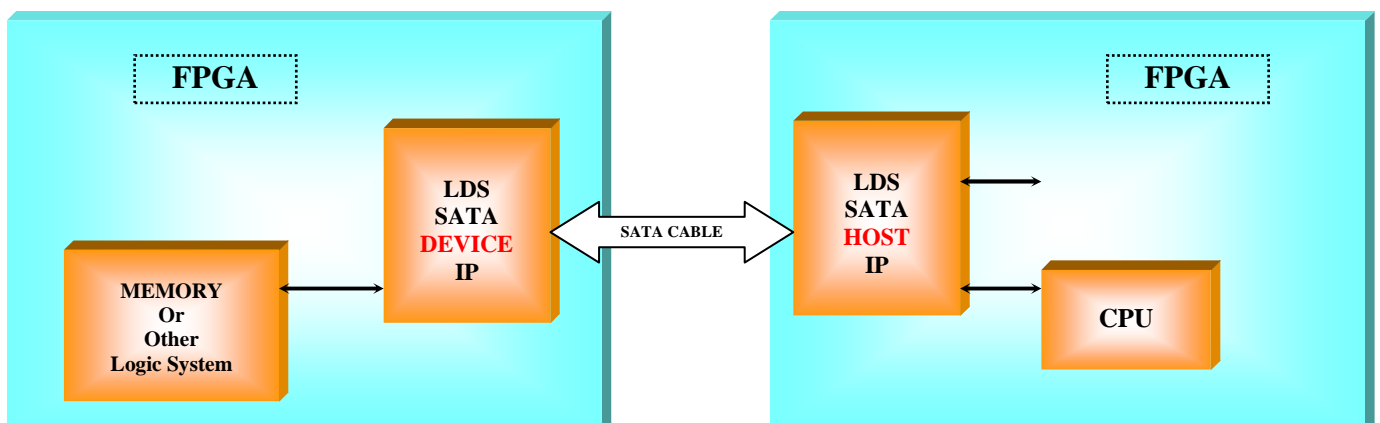
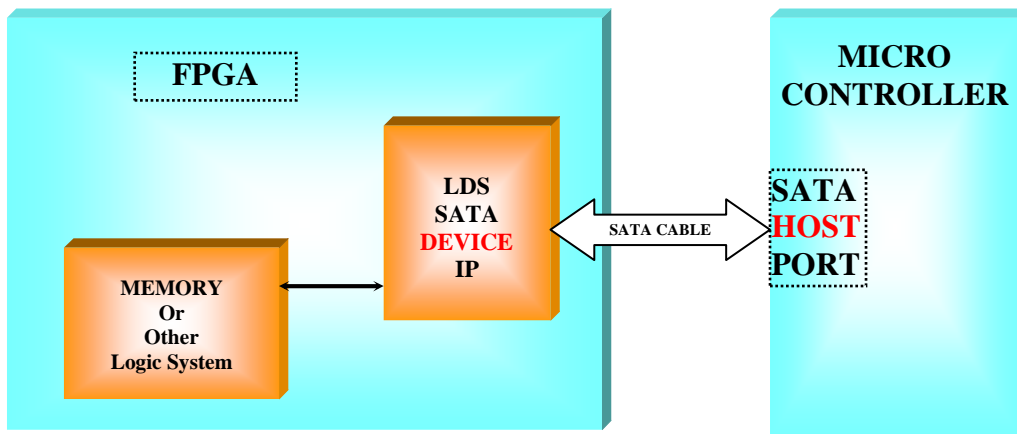
- 48-bits sector address
- Programmed IO (PIO) and DMA modes
- Support BIST FIS transmission and reception
- Automatic error FIS retry capability
- Implement Shadow Registers and SATA SuperSet registers
- Simple synchronous CPU and DMA Interface for data transfers including DMA hold-off capability
- DMA interface can be connected easily to memory space or FIFOs (FIFO interface provided)
- Support DMA Abort primitive

## Command Layer features

- The Command Layer is always provided in Source code.
- The customer is able to modify the command layer.
- The Command layer is managing by default :
  - o IDENTIFY DEVICE
  - o IDLE (NON DATA Protocol)
  - o READ\_SECTOR\_EXT (PIO-IN Protocol)
  - o WRITE\_SECTOR\_EXT (PIO-OUT Protocol)
  - o READ\_DMA\_EXT (DMA IN Protocol)
  - o WRITE\_DMA\_EXT (DMA OUT Protocol)
  - o SOFTWARE RESET Protocol
  - o HARDWARE RESET Protocol

## Application Example

The SATA Standard can be used to transfer data between a Microcontroller and a FPGA, or from a FPGA to another FPGA.



## Verification

The LDS\_SATA\_DEVICE\_XV6 IP has been validated on the Xilinx ML605 DEVELOPMENT BOARD.

## Performance

The LDS\_SATA\_HOST IP has been connected to the LDS\_SATA\_DEVICE IP.

A 500Gbytes transfer is done at 270MB/s in sequential write and 280MB/s in sequential read – DMA transfer of 2048 sectors.

## Design Package

|                                  |   |
|----------------------------------|---|
| <b>Device Family</b>             | <b>Xilinx Virtex 6 LXT FPGA</b><br><b>speed grade : 1 (up to 3Gbs)</b><br><b>speed grade : 2 (up to 6Gbs)</b>   |
| <b>Number of occupied Slices</b> | 1000 (IP core only)   |
| <b>Package file</b>              | <b>Synthesis Netlist</b> : Data Sheet and Constraint File   |
|                                  | <b>Source code</b> : Data Sheet and Constraint File.  |
| <b>Design Tool Used</b>          | Xilinx XST VHDL synthesis.<br>ModelSim simulation tool from ModelTech.<br>Xilinx ISE Place and Route software.  |
| <b>Support</b>                   | Support provided by Logic Design Solutions 1 year e-mail and telephone support from Logic Design Solutions included in the IP price. Support does not cover User IP modifications. Maintenance Contracts available. |

## General Description

The LDS\_SATA\_DEVICE\_XV6 IP implements a single-chip synchronous Serial-ATA macro which can be used to interface between memory and Serial-ATA devices. The LDS\_SATA\_DEVICE\_XV6 IP is available only on Xilinx Virtex 6 LXT FPGA.

This IP can be customized according to specific needs (application-specific requirement). Any other pre-designed functions can be integrated into the FPGA. FPGA density and I/O requirements can be defined according to customer specification.

## Recommended Design Experience

Designers should be familiar with Serial ATA, VHDL, synthesis tools, FPGA Place and Route data flow and VHDL simulation software. Experience with microprocessor is recommended. The IP can be easily integrated into hierarchical VHDL designs.

## Ordering Information

To purchase or make further inquiries about this, or any other Logic Design Solutions products and services, contact Logic Design Solutions in France.

Logic Design Solutions also offers IP integration and design services on FPGA.

Logic Design Solutions IPs are purchased under a License Agreement, copies of which are available on request.

Logic Design Solutions reserves the right to make changes to these specifications at any time, without notice.

**All trademarks, registered trademarks, or service marks are the property of their respective owners.**

## Available Support Products

Support products available from Logic Design Solutions.

## Related Information

### Logic Design Solutions

106 Boulevard de la Résistance

93460 Gournay sur Marne – France.

Phone : +33 1 45 92 24 47

E-mail : [info@logic-design-solutions.com](mailto:info@logic-design-solutions.com)

WEB: <http://www.logic-design-solutions.com>